

HEMI 36 NG & LP  
ELECTRIC START  
ADJUSTABLE FLAME

Fire is beautiful and also dangerous if not handled properly. Please have a qualified gas fitter setup and install this product according to local codes.

This product has been tested and certified by Labtest Certification Inc. as being safe, as long as these **minimum clearances** to adjacent materials are maintained.

**FOR OUTDOOR USE ONLY**

**NORTH AMERICA SPECIFICATIONS**

Gas type:	Natural Gas	Propane
Inlet press:	7.0" w.c.	11" w.c
Manifold press:	2.5" w.c.	4.5" w.c.
Heat Output:	73,500 BTU	73,500 BTU

Electrical: 120 Vac, 1.5A, 60Hz or 24Vac, 20VA


ANSI Z21.97-2014  
CSA 2.17-2017 

**UK & EUROPEAN SPECIFICATIONS**

Gas type:	Natural Gas	Propane/But.
	G20	G31
Inlet press:	20mbar	37 mbar
Manifold press:	16.3 mbar	30 mbar
Heat Output:	19.6 kW	19.5 kW

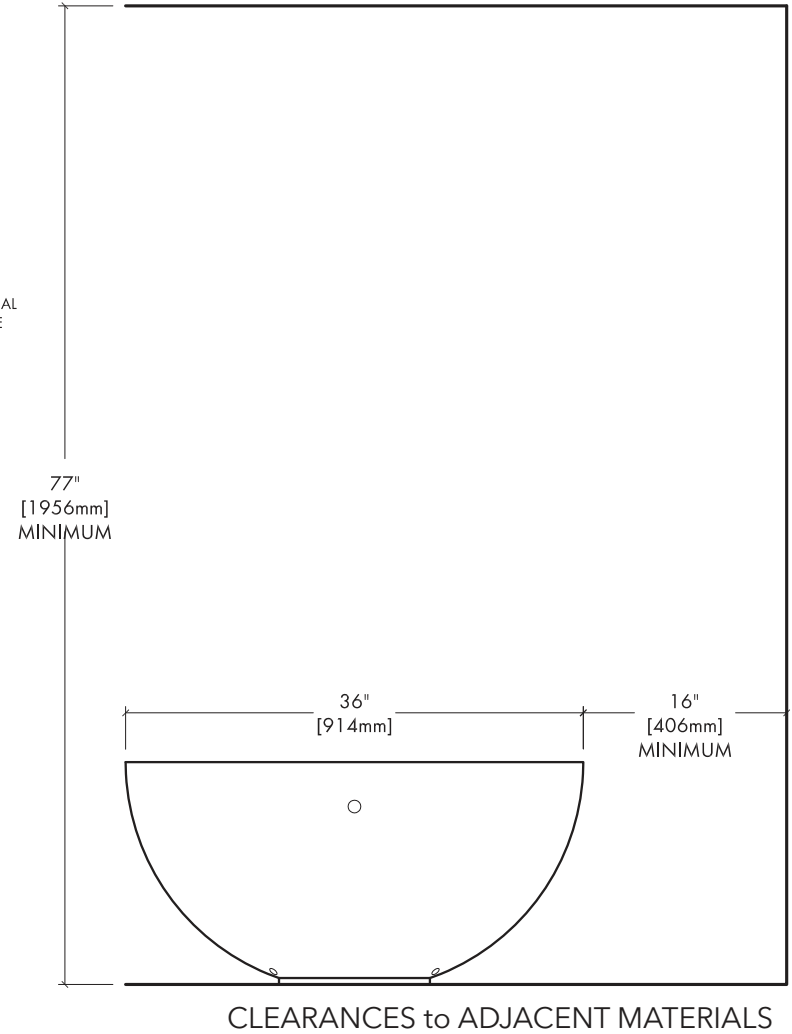
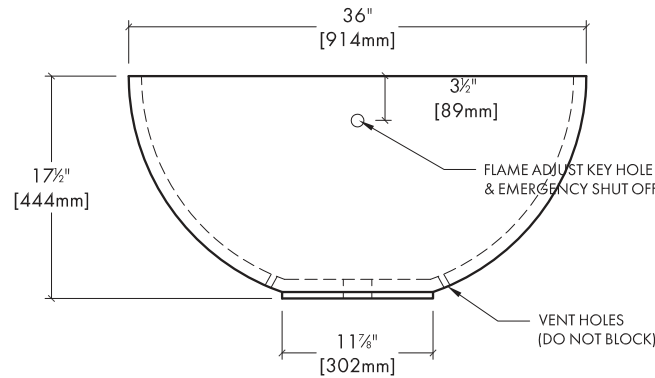
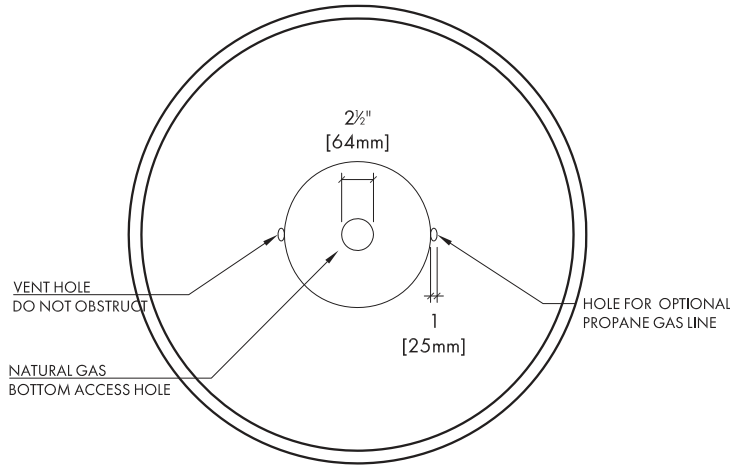
Electrical: 240 Vac, 50Hz

BS EN 509:2001+ A1:2003 + A2:2004  
BS EN 489:2012



**CONCRETE SPECS**

Strength: 10,000 psi (proprietary)  
Weight: 156 lbs / 71 kg



**NOTE:**

The site Electrician must provide a switched electrical line to the firepit location.  
SEE: *Electronic Ignition Set up Schematic.*

**ACCESSORIES**

- 1/ All Weather Fabric Cover /extends warranty.
- 2/ Hardwood Table Top / Sustainable harvest unfinished red Batu wood.
- 3/ Clear Anodized Aluminum top / 1/4" plate with 5/8" supports / extends warranty
- 4/ Glass wind guard.

JOB / ORDER  
Name or Number:

Signature & Date: