

**HALO 48 ELEVATED NG & LP
MATCH LIT + FLAME SUPERVISION**

Fire is beautiful and also dangerous if not handled properly. Please have a qualified gas fitter setup and install this product according to local codes.

This product has been tested and certified by Labtest Certification Inc. as being safe, as long as these **minimum clearances** to adjacent materials are maintained.

FOR OUTDOOR USE ONLY

UK & EUROPEAN SPECIFICATIONS

Gas type:	Natural Gas	Propane/But.
	G20	G31
Inlet press:	20mbar	37 mbar
Manifold press:	17.09 mbar	35.73 mbar
Heat Output:	19.6 kW	19.5 kW

BS EN 509:2001+ A1:2003 + A2:2004
BS EN 489:2012

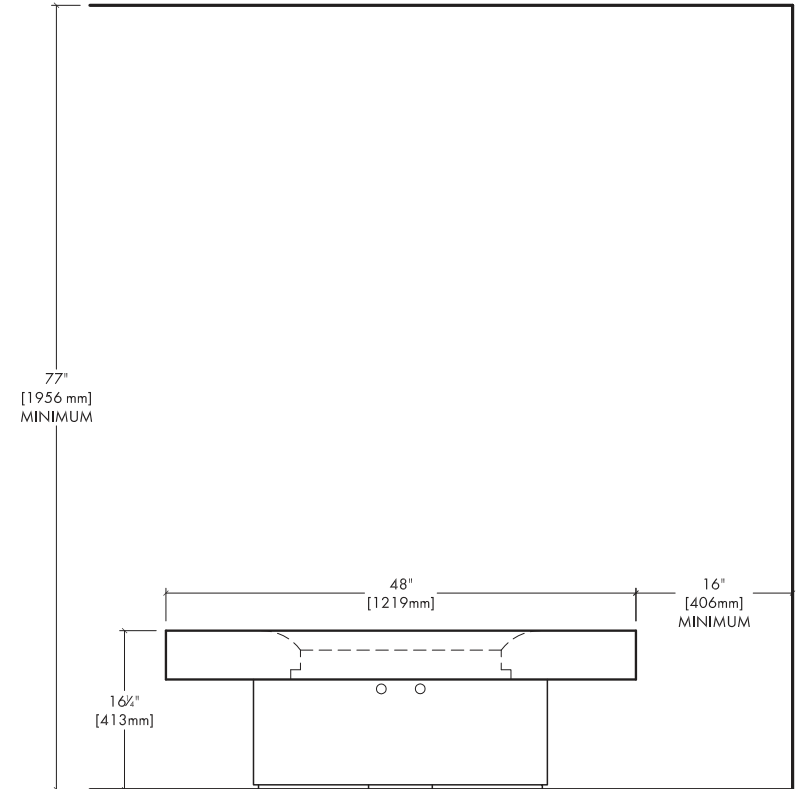
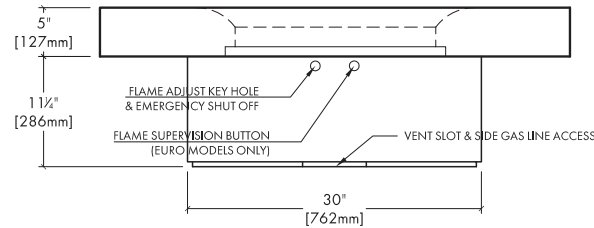
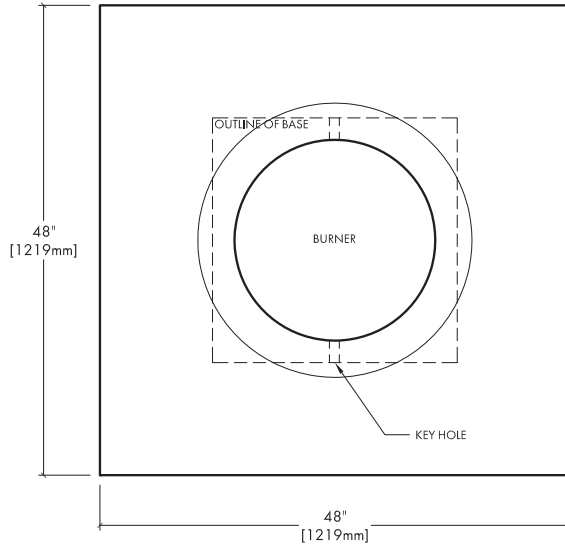


0558-22

0063-22

CONCRETE SPECS

Strength:	10,000 psi (proprietary)
Weight:	Top - 526 lbs / 239 Kg Box & Base - 230 lbs / 105 Kg



CLEARANCES to ADJACENT MATERIALS

ACCESSORIES

- 1/ All Weather Fabric Cover /extends warranty.
- 2/ Clear Anodized Aluminum top / 1/4" plate with rubber feet / extends warranty
- 3/ Glass wind guard.

JOB / ORDER
Name or Number:

Signature & Date: